

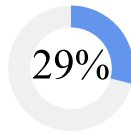
**Concord Boyne Academy**  
**Public Act 48 Plan**  
**Mid-Year Goal Reporting**  
**February, 2023**

**Goal:** The median Student Conditional Growth Percentile for students in grades K-8th will be at or above the 50th percentile on NWEA’s Measure of Academic Progress for fall-to-winter and fall-to-spring testing periods indicating a minimum of average growth.

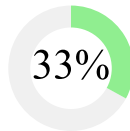
**Mathematics**

Grade	Fall Norm Target	Fall Median	Winter Norm Target	Winter Median	SCGP
K	139.56	<10 students	150.13	<10 students	<10 students
1	160.05	<10 students	170.18	<10 students	<10 students
2	175.04	<10 students	184.07	<10 students	<10 students
3	188.48	<10 students	196.23	<10 students	<10 students
4	199.55	201	206.05	203	15
5	209.13	<10 students	214.7	<10 students	<10 students
6	214.75	<10 students	219.56	<10 students	<10 students
7	220.21	<10 students	224.04	<10 students	<10 students

**% Meeting Achievement Target**



**% Meeting Growth Target**



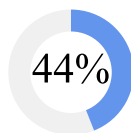
**Median SCGP**



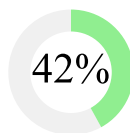
**Reading**

Grade	Fall Norm Target	Fall Median	Winter Norm Target	Winter Median	SCGP
K	136.65	<10 students	146.28	<10 students	<10 students
1	155.93	<10 students	165.85	<10 students	<10 students
2	172.35	<10 students	181.2	<10 students	<10 students
3	186.62	<10 students	193.9	<10 students	<10 students
4	196.67	192	202.5	197	41
5	204.48	<10 students	209.12	<10 students	<10 students
6	210.17	<10 students	213.81	<10 students	<10 students
7	214.2	<10 students	217.09	<10 students	<10 students

**% Meeting Achievement Target**



**% Meeting Growth Target**



**Median SCGP**



## Subgroup Results

	Winter SCGP	
	Math	Reading
All Students	28.5	37
Econ. Disadvantaged	28.5	37
Special Education	27.5	38.5
English Learner	N/A	N/A
Female	37	37
Male	16	41
African-American or Black	N/A	N/A
American Indian or Alaska Native	N/A	N/A
Asian	N/A	N/A
Hispanic or Latino	<10 students	<10 students
Multi Racial	<10 students	<10 students
Native Hawaiian or Other Pacific Islander	N/A	N/A
White	28.5	37
Virtual	N/A	N/A
In-Person	28.5	37

It is important to note that the fall and winter norm targets in this report are taken from NWEA's 2020 Norm Study. This study was completed prior to the COVID-19 pandemic. The pandemic has and continues to impact student instructional time, alter the type of instruction (virtual/remote or in person), and widen the disparity gap. If a norm study was conducted during a pandemic, it would likely yield different targets.